

## FILE TRANSFER PROTOCOL

### INTRODUCTION

The objectives of FTP are 1) to promote sharing of files (computer programs and/or data), 2) to encourage indirect or implicit (via programs) use of remote computers, 3) to shield a user from variations in file storage systems among Hosts, and 4) to transfer data reliably and efficiently. FTP, though usable directly by a user at a terminal, is designed mainly for use by programs.

The attempt in this specification is to satisfy the diverse needs of users of maxi-Hosts, mini-Hosts, and TIPS, with a simple, and easily implemented protocol design.

This paper assumes knowledge of the following protocols described in the ARPA Internet Protocol Handbook.

The Transmission Control Protocol

The TELNET Protocol

### DISCUSSION

In this section, the terminology and the FTP model are discussed. The terms defined in this section are only those that have special significance in FTP. Some of the terminology is very specific to the FTP model; some readers may wish to turn to the section on the FTP model while reviewing the terminology.

### TERMINOLOGY

#### ASCII

The ASCII character set as defined in the ARPA Internet Protocol Handbook. In FTP, ASCII characters are defined to be the lower half of an eight-bit code set (i.e., the most significant bit is zero).

#### access controls

Access controls define users' access privileges to the use of a system, and to the files in that system. Access controls are necessary to prevent unauthorized or accidental use of files. It is the prerogative of a server-FTP process to invoke access controls.

#### byte size

There are two byte sizes of interest in FTP: the logical byte size of the file, and the transfer byte size used for the transmission of the data. The transfer byte size is always 8 bits. The transfer byte size is not necessarily the byte size in which data is to be stored in a system, nor the logical byte size for interpretation of the structure of the data.

#### data connection

A simplex connection over which data is transferred, in a specified mode and type. The data transferred may be a part of a file, an entire file or a number of files. The path may be between a server-DTP and a user-DTP, or between two server-DTPs.

#### data port

The passive data transfer process "listens" on the data port for a connection from the active transfer process in order to open the data connection.

#### EOF

The end-of-file condition that defines the end of a file being transferred.

#### EOR

The end-of-record condition that defines the end of a record being transferred.

#### error recovery

A procedure that allows a user to recover from certain errors such as failure of either Host system or transfer process. In FTP, error recovery may involve restarting a file transfer at a given checkpoint.

#### FTP commands

A set of commands that comprise the control information flowing from the user-FTP to the server-FTP process.

#### file

An ordered set of computer data (including programs), of arbitrary length, uniquely identified by a pathname.

#### mode

The mode in which data is to be transferred via the data connection. The mode defines the data format during transfer including EOR and EOF. The transfer modes defined in FTP are described in the Section on Transmission Modes.

#### NVT

The Network Virtual Terminal as defined in the TELNET Protocol.

#### NVFS

The Network Virtual File System. A concept which defines a standard network file system with standard commands and pathname conventions. FTP only partially implements the NVFS concept at this time.

#### page

A file may be structured as a set of independent parts called pages. FTP supports the transmission of discontinuous files as independent indexed pages.

#### pathname

Pathname is defined to be the character string which must be input to a file system by a user in order to identify a file. Pathname normally contains device and/or directory names, and file name specification. FTP does not yet specify a standard pathname convention. Each user must follow the file naming conventions of the file systems involved in the transfer.

#### record

A sequential file may be structured as a number of contiguous parts called records. Record structures are supported by FTP but a file need not have record structure.

## reply

A reply is an acknowledgment (positive or negative) sent from server to user via the TELNET connections in response to FTP commands. The general form of a reply is a completion code (including error codes) followed by a text string. The codes are for use by programs and the text is usually intended for human users.

## server-DTP

The data transfer process, in its normal "active" state, establishes the data connection with the "listening" data port, sets up parameters for transfer and storage, and transfers data on command from its PI. The DTP can be placed in a "passive" state to listen for, rather than initiate a, connection on the data port.

## server-FTP process

A process or set of processes which perform the function of file transfer in cooperation with a user-FTP process and, possibly, another server. The functions consist of a protocol interpreter (PI) and a data transfer process (DTP).

## server-PI

The protocol interpreter "listens" on Port L for a connection from a user-PI and establishes a TELNET communication connection. It receives standard FTP commands from the user-PI, sends replies, and governs the server-DTP.

## TELNET connections

The full-duplex communication path between a user-PI and a server-PI, operating according to the TELNET Protocol.

## type

The data representation type used for data transfer and storage. Type implies certain transformations between the time of data storage and data transfer. The representation types defined in FTP are described in the Section on Establishing Data Connections.

#### user

A human being or a process on behalf of a human being wishing to obtain file transfer service. The human user may interact directly with a server-FTP process, but use of a user-FTP process is preferred since the protocol design is weighted towards automata.

#### user-DTP

The data transfer process "listens" on the data port for a connection from a server-FTP process. If two servers are transferring data between them, the user-DTP is inactive.

#### user-FTP process

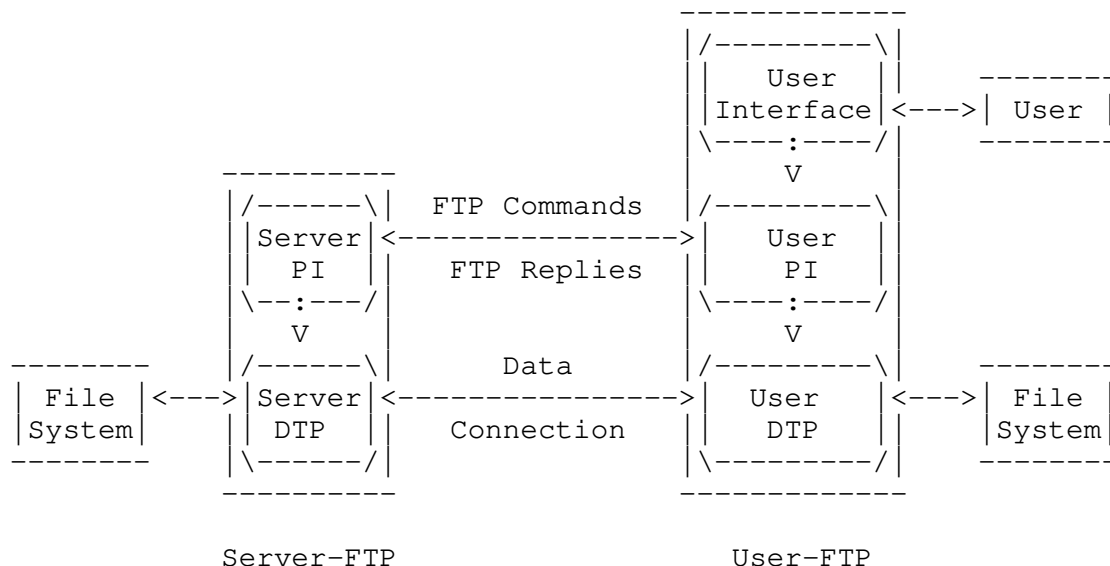
A set of functions including a protocol interpreter, a data transfer process and a user interface which together perform the function of file transfer in cooperation with one or more server-FTP processes. The user interface allows a local language to be used in the command-reply dialogue with the user.

#### user-PI

The protocol interpreter initiates the TELNET connection from its port U to the server-FTP process, initiates FTP commands, and governs the user-DTP if that process is part of the file transfer.

## THE FTP MODEL

With the above definitions in mind, the following model (shown in Figure 1) may be diagrammed for an FTP service.



NOTES: 1. The data connection may be used in either direction.  
2. The data connection need not exist all of the time.

Figure 1 Model for FTP Use

In the model described in Figure 1, the user-protocol interpreter initiates the TELNET connection. At the initiation of the user, standard FTP commands are generated by the user-PI and transmitted to the server process via the TELNET connection. (The user may establish a direct TELNET connection to the server-FTP, from a TIP terminal for example, and generate standard FTP commands himself, bypassing the user-FTP process.) Standard replies are sent from the server-PI to the user-PI over the TELNET connection in response to the commands.

The FTP commands specify the parameters for the data connection (data port, transfer mode, representation type, and structure) and the nature of file system operation (store, retrieve, append, delete, etc.). The user-DTP or its designate should "listen" on the specified data port, and the server initiate the data connection and data transfer in accordance with the specified parameters. It should be noted that the data port need not be in

the same Host that initiates the FTP commands via the TELNET connection, but the user or his user-FTP process must ensure a "listen" on the specified data port. It should also be noted that the data connection may be used for simultaneous sending and receiving.

In another situation a user might wish to transfer files between two Hosts, neither of which is his local Host. He sets up TELNET connections to the two servers and then arranges for a data connection between them. In this manner control information is passed to the user-PI but data is transferred between the server data transfer processes. Following is a model of this server-server interaction.

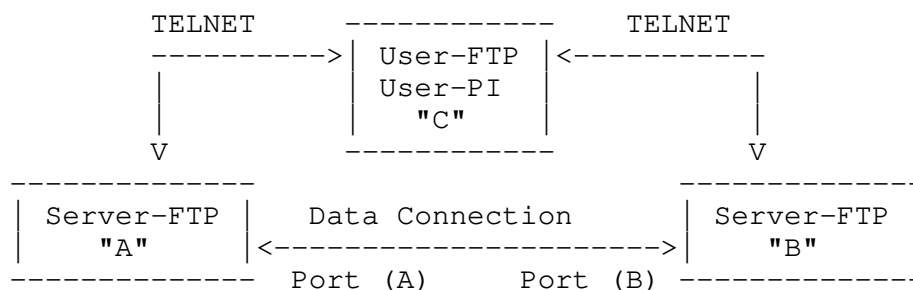


Figure 2

The protocol requires that the TELNET connections be open while data transfer is in progress. It is the responsibility of the user to request the closing of the TELNET connections when finished using the FTP service, while it is the server who takes the action. The server may abort data transfer if the TELNET connections are closed without command.

#### DATA TRANSFER FUNCTIONS

Files are transferred only via the data connection. The TELNET connection is used for the transfer of commands, which describe the functions to be performed, and the replies to these commands (see the Section on FTP Replies). Several commands are concerned with the transfer of data between Hosts. These data transfer commands include the MODE command which specify how the bits of the data are to be transmitted, and the STRUcture and TYPE commands, which are used to define the way in which the data are to be represented. The transmission and representation are basically independent but

"Stream" transmission mode is dependent on the file structure attribute and if "Compressed" transmission mode is used the nature of the filler byte depends on the representation type.

#### DATA REPRESENTATION AND STORAGE

Data is transferred from a storage device in the sending Host to a storage device in the receiving Host. Often it is necessary to perform certain transformations on the data because data storage representations in the two systems are different. For example, NVT-ASCII has different data storage representations in different systems. PDP-10's generally store NVT-ASCII as five 7-bit ASCII characters, left-justified in a 36-bit word. 360's store NVT-ASCII as 8-bit EBCDIC codes. Multics stores NVT-ASCII as four 9-bit characters in a 36-bit word. It may be desirable to convert characters into the standard NVT-ASCII representation when transmitting text between dissimilar systems. The sending and receiving sites would have to perform the necessary transformations between the standard representation and their internal representations.

A different problem in representation arises when transmitting binary data (not character codes) between Host systems with different word lengths. It is not always clear how the sender should send data, and the receiver store it. For example, when transmitting 32-bit bytes from a 32-bit word-length system to a 36-bit word-length system, it may be desirable (for reasons of efficiency and usefulness) to store the 32-bit bytes right-justified in a 36-bit word in the latter system. In any case, the user should have the option of specifying data representation and transformation functions. It should be noted that FTP provides for very limited data type representations. Transformations desired beyond this limited capability should be performed by the user directly.

Data representations are handled in FTP by a user specifying a representation type. This type may implicitly (as in ASCII or EBCDIC) or explicitly (as in Local byte) define a byte size for interpretation which is referred to as the "logical byte size." This has nothing to do with the byte size used for transmission over the data connection, called the "transfer byte size", and the two should not be confused. For example, NVT-ASCII has a logical byte size of 8 bits. If the type is Local byte, then the TYPE command has an obligatory second parameter specifying the logical byte size. The transfer byte size is always 8 bits.



The types ASCII and EBCDIC also take a second (optional) parameter; this is to indicate what kind of vertical format control, if any, is associated with a file. The following data representation types are defined in FTP:

#### ASCII Format

This is the default type and must be accepted by all FTP implementations. It is intended primarily for the transfer of text files, except when both Hosts would find the EBCDIC type more convenient.

The sender converts the data from his internal character representation to the standard 8-bit NVT-ASCII representation (see the TELNET specification). The receiver will convert the data from the standard form to his own internal form.

In accordance with the NVT standard, the <CRLF> sequence should be used, where necessary, to denote the end of a line of text. (See the discussion of file structure at the end of the Section on Data Representation and Storage).

Using the standard NVT-ASCII representation means that data must be interpreted as 8-bit bytes.

The Format parameter for ASCII and EBCDIC types is discussed below.

#### EBCDIC Format

This type is intended for efficient transfer between Hosts which use EBCDIC for their internal character representation.

For transmission the data are represented as 8-bit EBCDIC characters. The character code is the only difference between the functional specifications of EBCDIC and ASCII types.

End-of-line (as opposed to end-of-record--see the discussion of structure) will probably be rarely used with EBCDIC type for purposes of denoting structure, but where it is necessary the <NL> character should be used.

A character file may be transferred to a Host for one of three purposes: for printing, for storage and later retrieval, or for processing. If a file is sent for printing, the receiving Host must know how the vertical format control is represented. In the second case, it must be possible to store a file at a Host and then retrieve it later in exactly the same form. Finally, it ought to be possible to move a file from one Host to another and process the file at the second Host without undue trouble. A single ASCII or EBCDIC format does not satisfy all these conditions and so these types have a second parameter specifying one of the following three formats:

#### Non-print

This is the default format to be used if the second (format) parameter is omitted. Non-print format must be accepted by all FTP implementations.

The file need contain no vertical format information. If it is passed to a printer process, this process may assume standard values for spacing and margins.

Normally, this format will be used with files destined for processing or just storage.

#### TELNET Format Controls

The file contains ASCII/EBCDIC vertical format controls (i.e., <CR>, <LF>, <NL>, <VT>, <FF>) which the printer process will interpret appropriately. <CRLF>, in exactly this sequence, also denotes end-of-line.

#### Carriage Control (ASA)

The file contains ASA (FORTRAN) vertical format control characters. (See RFC 740 Appendix C and Communications of the ACM, Vol. 7, No. 10, 606 (Oct. 1964)). In a line or a record, formatted according to the ASA Standard, the first character is not to be printed. Instead it should be used to determine the vertical movement of the paper which should take place before the rest of the record is printed.

The ASA Standard specifies the following control characters:

Character	Vertical Spacing
blank	Move paper up one line
0	Move paper up two lines
1	Move paper to top of next page
+	No movement, i.e., overprint

Clearly there must be some way for a printer process to distinguish the end of the structural entity. If a file has record structure (see below) this is no problem; records will be explicitly marked during transfer and storage. If the file has no record structure, the <CRLF> end-of-line sequence is used to separate printing lines, but these format effectors are overridden by the ASA controls.

#### Image

The data are sent as contiguous bits which, for transfer, are packed into the 8-bit transfer bytes. The receiving site must store the data as contiguous bits. The structure of the storage system might necessitate the padding of the file (or of each record, for a record-structured file) to some convenient boundary (byte, word or block). This padding, which must be all zeros, may occur only at the end of the file (or at the end of each record) and there must be a way of identifying the padding bits so that they may be stripped off if the file is retrieved. The padding transformation should be well publicized to enable a user to process a file at the storage site.

Image type is intended for the efficient storage and retrieval of files and for the transfer of binary data. It is recommended that this type be accepted by all FTP implementations.

#### Local byte Byte size

The data is transferred in logical bytes of the size specified by the obligatory second parameter, Byte size. The value of Byte size must be a decimal integer; there is no default value. The logical byte size is not necessarily the same as the transfer byte size. If there is a

difference in byte sizes, then the logical bytes should be packed contiguously, disregarding transfer byte boundaries and with any necessary padding at the end.

When the data reaches the receiving Host it will be transformed in a manner dependent on the logical byte size and the particular Host. This transformation must be invertible (that is an identical file can be retrieved if the same parameters are used) and should be well publicized by the FTP implementors.

For example, a user sending 36-bit floating-point numbers to a Host with a 32-bit word could send his data as Local byte with a logical byte size of 36. The receiving Host would then be expected to store the logical bytes so that they could be easily manipulated; in this example putting the 36-bit logical bytes into 64-bit double words should suffice.

Another example, a pair of hosts with a 36-bit word size may send data to one another in words by using TYPE L 36. The data would be sent in the 8-bit transmission bytes packed so that 9 transmission bytes carried two host words.

A note of caution about parameters: a file must be stored and retrieved with the same parameters if the retrieved version is to be identical to the version originally transmitted. Conversely, FTP implementations must return a file identical to the original if the parameters used to store and retrieve a file are the same.

In addition to different representation types, FTP allows the structure of a file to be specified. Three file structures are defined in FTP:

file-structure, where there is no internal structure and the file is considered to be a continuous sequence of data bytes,

record-structure, where the file is made up of sequential records,

and page-structure, where the file is made up of independent indexed pages.

File-structure is the default, to be assumed if the STRUcture command has not been used but both file and record structures must

be accepted for "text" files (i.e., files with TYPE ASCII or EBCDIC) by all FTP implementations. The structure of a file will affect both the transfer mode of a file (see the Section on Transmission Modes) and the interpretation and storage of the file.

The "natural" structure of a file will depend on which Host stores the file. A source-code file will usually be stored on an IBM 360 in fixed length records but on a PDP-10 as a stream of characters partitioned into lines, for example by <CRLF>. If the transfer of files between such disparate sites is to be useful, there must be some way for one site to recognize the other's assumptions about the file.

With some sites being naturally file-oriented and others naturally record-oriented there may be problems if a file with one structure is sent to a Host oriented to the other. If a text file is sent with record-structure to a Host which is file oriented, then that Host should apply an internal transformation to the file based on the record structure. Obviously this transformation should be useful but it must also be invertible so that an identical file may be retrieved using record structure.

In the case of a file being sent with file-structure to a record-oriented Host, there exists the question of what criteria the Host should use to divide the file into records which can be processed locally. If this division is necessary the FTP implementation should use the end-of-line sequence, <CRLF> for ASCII, or <NL> for EBCDIC text files, as the delimiter. If an FTP implementation adopts this technique, it must be prepared to reverse the transformation if the file is retrieved with file-structure.

#### Page Structure

To transmit files that are discontinuous FTP defines a page structure. Files of this type are sometimes known as "random access files" or even as "holey files". In these files there is sometimes other information associated with the file as a whole (e.g., a file descriptor), or with a section of the file (e.g., page access controls), or both. In FTP, the sections of the file are called pages.

To provide for various page sizes and associated information each page is sent with a page header. The page header has the following defined fields:

#### Header Length

The number of logical bytes in the page header including this byte. The minimum header length is 4.

#### Page Index

The logical page number of this section of the file. This is not the transmission sequence number of this page, but the index used to identify this page of the file.

#### Data Length

The number of logical bytes in the page data. The minimum data length is 0.

#### Page Type

The type of page this is. The following page types are defined:

0 = Last Page

This is used to indicate the end of a paged structured transmission. The header length must be 4, and the data length must be 0.

1 = Simple Page

This is the normal type for simple paged files with no page level associated control information. The header length must be 4.

2 = Descriptor Page

This type is used to transmit the descriptive information for the file as a whole.

3 = Access Controlled Page

This type includes an additional header field for paged files with page level access control information. The header length must be 5.

### Optional Fields

Further header fields may be used to supply per page control information, for example, per page access control.

All fields are one logical byte in length. The logical byte size is specified by the TYPE command.

### ESTABLISHING DATA CONNECTIONS

The mechanics of transferring data consists of setting up the data connection to the appropriate ports and choosing the parameters for transfer. Both the user and the server-DTPs have a default data port. The user-process default data port is the same as the control connection port, i.e., U. The server-process default data port is the port adjacent to the control connection port, i.e., L-1.

The transfer byte size is 8-bit bytes. This byte size is relevant only for the actual transfer of the data; it has no bearing on representation of the data within a Host's file system.

The passive data transfer process (this may be a user-DTP or a second server-DTP) shall "listen" on the data port prior to sending a transfer request command. The FTP request command determines the direction of the data transfer. The server, upon receiving the transfer request, will initiate the data connection to the port. When the connection is established, the data transfer begins between DTP's, and the server-PI sends a confirming reply to the user-PI.

It is possible for the user to specify an alternate data port by use of the PORT command. He might want a file dumped on a TIP line printer or retrieved from a third party Host. In the latter case the user-PI sets up TELNET connections with both server-PI's. One server is then told (by an FTP command) to "listen" for a connection which the other will initiate. The user-PI sends one server-PI a PORT command indicating the data port of the other. Finally both are sent the appropriate transfer commands. The exact sequence of commands and replies sent between the user-controller and the servers is defined in the Section on FTP Replies.

In general it is the server's responsibility to maintain the data connection--to initiate it and to close it. The exception to this

is when the user-DTP is sending the data in a transfer mode that requires the connection to be closed to indicate EOF. The server MUST close the data connection under the following conditions:

1. The server has completed sending data in a transfer mode that requires a close to indicate EOF.
2. The server receives an ABORT command from the user.
3. The port specification is changed by a command from the user.
4. The TELNET connection is closed legally or otherwise.
5. An irrecoverable error condition occurs.

Otherwise the close is a server option, the exercise of which he must indicate to the user-process by an appropriate reply.

#### TRANSMISSION MODES

The next consideration in transferring data is choosing the appropriate transmission mode. There are three modes: one which formats the data and allows for restart procedures; one which also compresses the data for efficient transfer; and one which passes the data with little or no processing. In this last case the mode interacts with the structure attribute to determine the type of processing. In the compressed mode the representation type determines the filler byte.

All data transfers must be completed with an end-of-file (EOF) which may be explicitly stated or implied by the closing of the data connection. For files with record structure, all the end-of-record markers (EOR) are explicit, including the final one. For files transmitted in page structure a "last-page" page type is used.

NOTE: In the rest of this section, byte means "transfer byte" except where explicitly stated otherwise.

For the purpose of standardized transfer, the sending Host will translate his internal end of line or end of record denotation into the representation prescribed by the transfer mode and file structure, and the receiving Host will perform the inverse translation to his internal denotation. An IBM 360 record count field may not be recognized at another Host, so the end of record



information may be transferred as a two byte control code in Stream mode or as a flagged bit in a Block or Compressed mode descriptor. End of line in an ASCII or EBCDIC file with no record structure should be indicated by <CRLF> or <NL>, respectively. Since these transformations imply extra work for some systems, identical systems transferring non-record structured text files might wish to use a binary representation and stream mode for the transfer.

The following transmission modes are defined in FTP:

#### STREAM

The data is transmitted as a stream of bytes. There is no restriction on the representation type used; record structures are allowed.

In a record structured file EOR and EOF will each be indicated by a two-byte control code. The first byte of the control code will be all ones, the escape character. The second byte will have the low order bit on and zeros elsewhere for EOR and the second low order bit on for EOF; that is, the byte will have value 1 for EOR and value 2 for EOF. EOR and EOF may be indicated together on the last byte transmitted by turning both low order bits on, i.e., the value 3. If a byte of all ones was intended to be sent as data, it should be repeated in the second byte of the control code.

If the structure is file structure, the EOF is indicated by the sending Host closing the data connection and all bytes are data bytes.

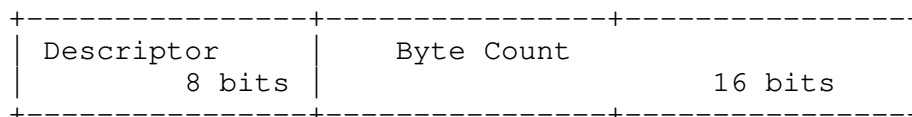
#### BLOCK

The file is transmitted as a series of data blocks preceded by one or more header bytes. The header bytes contain a count field, and descriptor code. The count field indicates the total length of the data block in bytes, thus marking the beginning of the next data block (there are no filler bits). The descriptor code defines: last block in the file (EOF) last block in the record (EOR), restart marker (see the Section on Error Recovery and Restart) or suspect data (i.e., the data being transferred is suspected of errors and is not reliable). This last code is NOT intended for error control within FTP. It is motivated by the desire of sites

exchanging certain types of data (e.g., seismic or weather data) to send and receive all the data despite local errors (such as "magnetic tape read errors"), but to indicate in the transmission that certain portions are suspect). Record structures are allowed in this mode, and any representation type may be used.

The header consists of the three bytes. Of the 24 bits of header information, the 16 low order bits shall represent byte count, and the 8 high order bits shall represent descriptor codes as shown below.

#### Block Header



The descriptor codes are indicated by bit flags in the descriptor byte. Four codes have been assigned, where each code number is the decimal value of the corresponding bit in the byte.

Code	Meaning
128	End of data block is EOR
64	End of data block is EOF
32	Suspected errors in data block
16	Data block is a restart marker

With this encoding more than one descriptor coded condition may exist for a particular block. As many bits as necessary may be flagged.

The restart marker is embedded in the data stream as an integral number of 8-bit bytes representing printable characters in the language being used over the TELNET connection (e.g., default--NVT-ASCII). <SP> (Space, in the appropriate language) must not be used WITHIN a restart marker.

For example, to transmit a six-character marker, the following would be sent:

Descrptr	Byte count
code= 16	= 6

Marker	Marker	Marker
8 bits	8 bits	8 bits

Marker	Marker	Marker
8 bits	8 bits	8 bits

#### COMPRESSED

There are three kinds of information to be sent: regular data, sent in a byte string; compressed data, consisting of replications or filler; and control information, sent in a two-byte escape sequence. If  $n > 0$  bytes (up to 127) of regular data are sent, these  $n$  bytes are preceded by a byte with the left-most bit set to 0 and the right-most 7 bits containing the number  $n$ .

Byte string:

1	7	8	8
0	n	d(1)	d(n)
		---n bytes---	
		of data	

String of  $n$  data bytes  $d(1), \dots, d(n)$   
Count  $n$  must be positive.

To compress a string of  $n$  replications of the data byte  $d$ , the following 2 bytes are sent:

Replicated Byte:

```

      2          6          8
+--+--+--+--+--+--+--+--+--+--+--+--+--+--+--+--+--+--+--+--+--+
|1 0|          n          |  |          d          |
+--+--+--+--+--+--+--+--+--+--+--+--+--+--+--+--+--+--+--+--+--+

```

A string of n filler bytes can be compressed into a single byte, where the filler byte varies with the representation type. If the type is ASCII or EBCDIC the filler byte is <SP> (Space, ASCII code 32., EBCDIC code 64). If the type is Image or Local byte the filler is a zero byte.

Filler String:

```

      2          6
+--+--+--+--+--+--+--+--+--+--+--+--+--+--+--+--+--+--+--+--+--+
|1 1|          n          |
+--+--+--+--+--+--+--+--+--+--+--+--+--+--+--+--+--+--+--+--+--+

```

The escape sequence is a double byte, the first of which is the escape byte (all zeros) and the second of which contains descriptor codes as defined in Block mode. The descriptor codes have the same meaning as in Block mode and apply to the succeeding string of bytes.

Compressed mode is useful for obtaining increased bandwidth on very large network transmissions at a little extra CPU cost. It can be most effectively used to reduce the size of printer files such as those generated by RJE Hosts.

## ERROR RECOVERY AND RESTART

There is no provision for detecting bits lost or scrambled in data transfer; this level of error control is handled by the TCP. However, a restart procedure is provided to protect users from gross system failures (including failures of a Host, an FTP-process, or the underlying network).

The restart procedure is defined only for the block and compressed modes of data transfer. It requires the sender of data to insert a special marker code in the data stream with some marker information. The marker information has meaning only to the sender, but must consist of printable characters in the default or negotiated language of the TELNET connection (ASCII or EBCDIC). The marker could represent a bit-count, a record-count, or any

other information by which a system may identify a data checkpoint. The receiver of data, if it implements the restart procedure, would then mark the corresponding position of this marker in the receiving system, and return this information to the user.

In the event of a system failure, the user can restart the data transfer by identifying the marker point with the FTP restart procedure. The following example illustrates the use of the restart procedure.

The sender of the data inserts an appropriate marker block in the data stream at a convenient point. The receiving Host marks the corresponding data point in its file system and conveys the last known sender and receiver marker information to the user, either directly or over the TELNET connection in a 110 reply (depending on who is the sender). In the event of a system failure, the user or controller process restarts the server at the last server marker by sending a restart command with server's marker code as its argument. The restart command is transmitted over the TELNET connection and is immediately followed by the command (such as RETR, STOR or LIST) which was being executed when the system failure occurred.

## FILE TRANSFER FUNCTIONS

The communication channel from the user-PI to the server-PI is established by a TCP connection from the user to a standard server port. The user protocol interpreter is responsible for sending FTP commands and interpreting the replies received; the server-PI interprets commands, sends replies and directs its DTP to set up the data connection and transfer the data. If the second party to the data transfer (the passive transfer process) is the user-DTP then it is governed through the internal protocol of the user-FTP Host; if it is a second server-DTP then it is governed by its PI on command from the user-PI. The FTP replies are discussed in the next section. In the description of a few of the commands in this section it is helpful to be explicit about the possible replies.

## FTP COMMANDS

### ACCESS CONTROL COMMANDS

The following commands specify access control identifiers (command codes are shown in parentheses).

#### USER NAME (USER)

The argument field is a TELNET string identifying the user. The user identification is that which is required by the server for access to its file system. This command will normally be the first command transmitted by the user after the TELNET connections are made (some servers may require this). Additional identification information in the form of a password and/or an account command may also be required by some servers. Servers may allow a new USER command to be entered at any point in order to change the access control and/or accounting information. This has the effect of flushing any user, password, and account information already supplied and beginning the login sequence again. All transfer parameters are unchanged and any file transfer in progress is completed under the old account.

#### PASSWORD (PASS)

The argument field is a TELNET string identifying the user's password. This command must be immediately preceded by the user name command, and, for some sites, completes the user's identification for access control. Since password information is quite sensitive, it is desirable in general to "mask" it or suppress typeout. It appears that the server has no foolproof way to achieve this. It is therefore the responsibility of the user-FTP process to hide the sensitive password information.

#### ACCOUNT (ACCT)

The argument field is a TELNET string identifying the user's account. The command is not necessarily related to the USER command, as some sites may require an account for login and others only for specific access, such as storing files. In the latter case the command may arrive at any time.

There are reply codes to differentiate these cases for the automaton: when account information is required for login, the response to a successful PASSword command is reply code 332. On the other hand, if account information is NOT required for login, the reply to a successful PASSword command is 230; and if the account information is needed for a command issued later in the dialogue, the server should

return a 332 or 532 reply depending on whether he stores (pending receipt of the ACCOUNT command) or discards the command, respectively.

#### REINITIALIZE (REIN)

This command terminates a USER, flushing all I/O and account information, except to allow any transfer in progress to be completed. All parameters are reset to the default settings and the TELNET connection is left open. This is identical to the state in which a user finds himself immediately after the TELNET connection is opened. A USER command may be expected to follow.

#### LOGOUT (QUIT)

This command terminates a USER and if file transfer is not in progress, the server closes the TELNET connection. If file transfer is in progress, the connection will remain open for result response and the server will then close it. If the user-process is transferring files for several USERS but does not wish to close and then reopen connections for each, then the REIN command should be used instead of QUIT.

An unexpected close on the TELNET connection will cause the server to take the effective action of an abort (ABOR) and a logout (QUIT).

#### TRANSFER PARAMETER COMMANDS

All data transfer parameters have default values, and the commands specifying data transfer parameters are required only if the default parameter values are to be changed. The default value is the last specified value, or if no value has been specified, the standard default value as stated here. This implies that the server must "remember" the applicable default values. The commands may be in any order except that they must precede the FTP service request. The following commands specify data transfer parameters.

#### DATA PORT (PORT)

The argument is a HOST-PORT specification for the data port to be used in data connection. There defaults for both the user and server data ports, and under normal circumstances this command and its reply are not needed. If this command

is used the argument is the concatenation of a 32-bit internet host address and a 16-bit TCP port address. This address information is broken into 8-bit fields and the value of each field is transmitted as a decimal number (in character string representation). The fields are separated by commas. A port command would be:

PORT h1,h2,h3,h4,p1,p2

where, h1 is the high order 8 bits of the internet host address.

#### PASSIVE (PASV)

This command requests the server-DTP to "listen" on a data port (which is not its default data port) and to wait for a connection rather than initiate one upon receipt of a transfer command. The response to this command includes the host and port address this server is listening on.

#### REPRESENTATION TYPE (TYPE)

The argument specifies the representation type as described in the Section on Data Representation and Storage. Several types take a second parameter. The first parameter is denoted by a single TELNET character, as is the second Format parameter for ASCII and EBCDIC; the second parameter for local byte is a decimal integer to indicate Bytesize. The parameters are separated by a <SP> (Space, ASCII code 32.).

The following codes are assigned for type:

A - ASCII	\	/	N - Non-print
E - EBCDIC			T - TELNET format effectors
	-><-		C - Carriage Control (ASA)
	/	\	
I - Image			
L <byte size>			- Local byte Byte size

The default representation type is ASCII Non-print. If the Format parameter is changed, and later just the first argument is changed, Format then returns to the Non-print default.



#### FILE STRUCTURE (STRU)

The argument is a single TELNET character code specifying file structure described in the Section on Data Representation and Storage.

The following codes are assigned for structure:

- F - File (no record structure)
- R - Record structure
- P - Page structure

The default structure is File.

#### TRANSFER MODE (MODE)

The argument is a single TELNET character code specifying the data transfer modes described in the Section on Transmission Modes.

The following codes are assigned for transfer modes:

- S - Stream
- B - Block
- C - Compressed

The default transfer mode is Stream.

#### FTP SERVICE COMMANDS

The FTP service commands define the file transfer or the file system function requested by the user. The argument of an FTP service command will normally be a pathname. The syntax of pathnames must conform to server site conventions (with standard defaults applicable), and the language conventions of the TELNET connection. The suggested default handling is to use the last specified device, directory or file name, or the standard default defined for local users. The commands may be in any order except that a "rename from" command must be followed by a "rename to" command and the restart command must be followed by the interrupted service command. The data, when transferred in response to FTP service commands, shall always be sent over the data connection, except for certain informative replies. The following commands specify FTP service requests:

#### RETRIEVE (RETR)

This command causes the server-DTP to transfer a copy of the file, specified in the pathname, to the server- or user-DTP at the other end of the data connection. The status and contents of the file at the server site shall be unaffected.

#### STORE (STOR)

This command causes the server-DTP to accept the data transferred via the data connection and to store the data as a file at the server site. If the file specified in the pathname exists at the server site then its contents shall be replaced by the data being transferred. A new file is created at the server site if the file specified in the pathname does not already exist.

#### APPEND (with create) (APPE)

This command causes the server-DTP to accept the data transferred via the data connection and to store the data in a file at the server site. If the file specified in the pathname exists at the server site, then the data shall be appended to that file; otherwise the file specified in the pathname shall be created at the server site.

#### MAIL FILE (MLFL)

The intent of this command is to enable a user at the user site to mail data (in form of a file) to another user at the server site. It should be noted that the files to be mailed are transmitted via the data connection in ASCII or EBCDIC type. (It is the user's responsibility to ensure that the type is correct.) These files should be inserted into the destination user's mailbox by the server in accordance with serving Host mail conventions. The mail may be marked as sent from the particular user HOST and the user specified by the 'USER' command. The argument field may contain a Host system ident, or it may be empty. If the argument field is empty or blank (one or more spaces), then the mail is destined for a printer or other designated place for general delivery site mail.

#### MAIL (MAIL)

This command allows a user to send mail that is NOT in a file over the TELNET connection. The argument field may contain system ident, or it may be empty. The ident is defined as above for the MLFL command. After the 'MAIL' command is received, the server is to treat the following lines as text of the mail sent by the user. The mail text is to be terminated by a line containing only a single period, that is, the character sequence "CRLF.CRLF". It is suggested that a modest volume of mail service should be free; i.e., it may be entered before a USER command.

#### MAIL SEND TO TERMINAL (MSND)

This command is like the MAIL command, except that the data is displayed on the addressed user's terminal, if such access is currently allowed, otherwise an error is returned.

#### MAIL SEND TO TERMINAL OR MAILBOX (MSOM)

This command is like the MAIL command, except that the data is displayed on the addressed user's terminal, if such access is currently allowed, otherwise the data is placed in the user's mailbox.

#### MAIL SEND TO TERMINAL AND MAILBOX (MSAM)

This command is like the MAIL command, except that the data is displayed on the addressed user's terminal, if such access is currently allowed, and, in any case, the data is placed in the user's mailbox.

#### MAIL RECIPIENT SCHEME QUESTION (MRSQ)

This FTP command is used to select a scheme for the transmission of mail to several users at the same host. The schemes are to list the recipients first, or to send the mail first.

#### MAIL RECIPIENT (MRCP)

This command is used to identify the individual recipients of the mail in the transmission of mail for multiple users at one host.

#### ALLOCATE (ALLO)

This command may be required by some servers to reserve sufficient storage to accommodate the new file to be transferred. The argument shall be a decimal integer representing the number of bytes (using the logical byte size) of storage to be reserved for the file. For files sent with record or page structure a maximum record or page size (in logical bytes) might also be necessary; this is indicated by a decimal integer in a second argument field of the command. This second argument is optional, but when present should be separated from the first by the three TELNET characters <SP> R <SP>. This command shall be followed by a STORE or APPEND command. The ALLO command should be treated as a NOOP (no operation) by those servers which do not require that the maximum size of the file be declared beforehand, and those servers interested in only the maximum record or page size should accept a dummy value in the first argument and ignore it.

#### RESTART (REST)

The argument field represents the server marker at which file transfer is to be restarted. This command does not cause file transfer but "spaces" over the file to the specified data checkpoint. This command shall be immediately followed by the appropriate FTP service command which shall cause file transfer to resume.

#### RENAME FROM (RNFR)

This command specifies the file which is to be renamed. This command must be immediately followed by a "rename to" command specifying the new file pathname.

#### RENAME TO (RNT0)

This command specifies the new pathname of the file specified in the immediately preceding "rename from" command. Together the two commands cause a file to be renamed.

#### ABORT (ABOR)

This command tells the server to abort the previous FTP service command and any associated transfer of data. The

abort command may require "special action", as discussed in the Section on FTP Commands, to force recognition by the server. No action is to be taken if the previous command has been completed (including data transfer). The TELNET connection is not to be closed by the server, but the data connection must be closed.

There are two cases for the server upon receipt of this command: (1) the FTP service command was already completed, or (2) the FTP service command is still in progress.

In the first case, the server closes the data connection (if it is open) and responds with a 226 reply, indicating that the abort command was successfully processed.

In the second case, the server aborts the FTP service in progress and closes the data connection, returning a 426 reply to indicate that the service request terminated in abnormally. The server then sends a 226 reply, indicating that the abort command was successfully processed.

#### DELETE (DELE)

This command causes the file specified in the pathname to be deleted at the server site. If an extra level of protection is desired (such as the query, "DO you really wish to delete?"), it should be provided by the user-FTP process.

#### CHANGE WORKING DIRECTORY (CWD)

This command allows the user to work with a different directory or dataset for file storage or retrieval without altering his login or accounting information. Transfer parameters are similarly unchanged. The argument is a pathname specifying a directory or other system dependent file group designator.

#### LIST (LIST)

This command causes a list to be sent from the server to the passive DTP. If the pathname specifies a directory, the server should transfer a list of files in the specified directory. If the pathname specifies a file then the server should send current information on the file. A null argument implies the user's current working or default

directory. The data transfer is over the data connection in type ASCII or type EBCDIC. (The user must ensure that the TYPE is appropriately ASCII or EBCDIC).

#### NAME-LIST (NLST)

This command causes a directory listing to be sent from server to user site. The pathname should specify a directory or other system-specific file group descriptor; a null argument implies the current directory. The server will return a stream of names of files and no other information. The data will be transferred in ASCII or EBCDIC type over the data connection as valid pathname strings separated by <CRLF> or <NL>. (Again the user must ensure that the TYPE is correct.)

#### SITE PARAMETERS (SITE)

This command is used by the server to provide services specific to his system that are essential to file transfer but not sufficiently universal to be included as commands in the protocol. The nature of these services and the specification of their syntax can be stated in a reply to the HELP SITE command.

#### STATUS (STAT)

This command shall cause a status response to be sent over the TELNET connection in the form of a reply. The command may be sent during a file transfer (along with the TELNET IP and Synch signals--see the Section on FTP Commands) in which case the server will respond with the status of the operation in progress, or it may be sent between file transfers. In the latter case the command may have an argument field. If the argument is a pathname, the command is analogous to the "list" command except that data shall be transferred over the TELNET connection. If a partial pathname is given, the server may respond with a list of file names or attributes associated with that specification. If no argument is given, the server should return general status information about the server FTP process. This should include current values of all transfer parameters and the status of connections.

#### HELP (HELP)

This command shall cause the server to send helpful information regarding its implementation status over the TELNET connection to the user. The command may take an argument (e.g., any command name) and return more specific information as a response. The reply is type 211 or 214. It is suggested that HELP be allowed before entering a USER command. The server may use this reply to specify site-dependent parameters, e.g., in response to HELP SITE.

#### NOOP (NOOP)

This command does not affect any parameters or previously entered commands. It specifies no action other than that the server send an OK reply.

The File Transfer Protocol follows the specifications of the TELNET protocol for all communications over the TELNET connection. Since, the language used for TELNET communication may be a negotiated option, all references in the next two sections will be to the "TELNET language" and the corresponding "TELNET end of line code". Currently one may take these to mean NVT-ASCII and <CRLF>. No other specifications of the TELNET protocol will be cited.

FTP commands are "TELNET strings" terminated by the "TELNET end of line code". The command codes themselves are alphabetic characters terminated by the character <SP> (Space) if parameters follow and TELNET-EOL otherwise. The command codes and the semantics of commands are described in this section; the detailed syntax of commands is specified in the Section on Commands, the reply sequences are discussed in the Section on Sequencing of Commands and Replies, and scenarios illustrating the use of commands are provided in the Section on Typical FTP Scenarios.

FTP commands may be partitioned as those specifying access-control identifiers, data transfer parameters, or FTP service requests. Certain commands (such as ABOR, STAT, QUIT) may be sent over the TELNET connection while a data transfer is in progress. Some servers may not be able to monitor the TELNET and data connections simultaneously, in which case some special action will be necessary to get the server's attention. The exact form of the "special action" is undefined; but the following ordered format is tentatively recommended:

1. User system inserts the TELNET "Interrupt Process" (IP) signal in the TELNET stream.
2. User system sends the TELNET "Synch" signal
3. User system inserts the command (e.g., ABOR) in the TELNET stream.
4. Server PI,, after receiving "IP", scans the TELNET stream for EXACTLY ONE FTP command.

(For other servers this may not be necessary but the actions listed above should have no unusual effect.)

#### FTP REPLIES

Replies to File Transfer Protocol commands are devised to ensure the synchronization of requests and actions in the process of file transfer, and to guarantee that the user process always knows the state of the Server. Every command must generate at least one reply, although there may be more than one; in the latter case, the multiple replies must be easily distinguished. In addition, some commands occur in sequential groups, such as USER, PASS and ACCT, or RNFR and RNT0. The replies show the existence of an intermediate state if all preceding commands have been successful. A failure at any point in the sequence necessitates the repetition of the entire sequence from the beginning.

The details of the command-reply sequence are made explicit in a set of state diagrams below.

An FTP reply consists of a three digit number (transmitted as three alphanumeric characters) followed by some text. The number is intended for use by automata to determine what state to enter next; the text is intended for the human user. It is intended that the three digits contain enough encoded information that the user-process (the User-PI) will not need to examine the text and may either discard it or pass it on to the user, as appropriate. In particular, the text may be server-dependent, so there are likely to be varying texts for each reply code.

Formally, a reply is defined to contain the 3-digit code, followed by Space <SP>, followed by one line of text (where some maximum line length has been specified), and terminated by the TELNET end-of-line code. There will be cases, however, where the text is longer than a single line. In these cases the complete text must



be bracketed so the User-process knows when it may stop reading the reply (i.e. stop processing input on the TELNET connection) and go do other things. This requires a special format on the first line to indicate that more than one line is coming, and another on the last line to designate it as the last. At least one of these must contain the appropriate reply code to indicate the state of the transaction. To satisfy all factions it was decided that both the first and last line codes should be the same.

Thus the format for multi-line replies is that the first line will begin with the exact required reply code, followed immediately by a Hyphen, "-" (also known as Minus), followed by text. The last line will begin with the same code, followed immediately by Space <SP>, optionally some text, and the TELNET end-of-line code.

For example:

```
123-First line
Second line
  234 A line beginning with numbers
123 The last line
```

The user-process then simply needs to search for the second occurrence of the same reply code, followed by <SP> (Space), at the beginning of a line, and ignore all intermediary lines. If an intermediary line begins with a 3-digit number, the Server must pad the front to avoid confusion.

This scheme allows standard system routines to be used for reply information (such as for the STAT reply), with "artificial" first and last lines tacked on. In the rare cases where these routines are able to generate three digits and a Space at the beginning of any line, the beginning of each text line should be offset by some neutral text, like Space.

This scheme assumes that multi-line replies may not be nested. We have found that, in general, nesting of replies will not occur, except for random system messages (also called spontaneous replies) which may interrupt another reply. System messages (i.e. those not processed by the FTP server) will NOT carry reply codes and may occur anywhere in the command-reply sequence. They may be ignored by the User-process as they are only information for the human user.

The three digits of the reply each have a special significance. This is intended to allow a range of very simple to very sophisticated response by the user-process. The first digit denotes whether the response is good, bad or incomplete. (Referring to the state diagram) an unsophisticated user-process will be able to determine its next action (proceed as planned, redo, retrench, etc.) by simply examining this first digit. A user-process that wants to know approximately what kind of error occurred (e.g. file system error, command syntax error) may examine the second digit, reserving the third digit for the finest gradation of information (e.g. RNTO command without a preceding RNFR.)

There are five values for the first digit of the reply code:

1yz    Positive Preliminary reply

The requested action is being initiated; expect another reply before proceeding with a new command. (The user-process sending another command before the completion reply would be in violation of protocol; but server-FTP processes should queue any commands that arrive while a preceding command is in progress.) This type of reply can be used to indicate that the command was accepted and the user-process may now pay attention to the data connections, for implementations where simultaneous monitoring is difficult.

2yz    Positive Completion reply

The requested action has been successfully completed. A new request may be initiated.

3yz    Positive Intermediate reply

The command has been accepted, but the requested action is being held in abeyance, pending receipt of further information. The user should send another command specifying this information. This reply is used in command sequence groups.

4yz    Transient Negative Completion reply

The command was not accepted and the requested action did not take place, but the error condition is temporary and the action may be requested again. The user should

return to the beginning of the command sequence, if any. It is difficult to assign a meaning to "transient", particularly when two distinct sites (Server and User-processes) have to agree on the interpretation. Each reply in the 4yz category might have a slightly different time value, but the intent is that the user-process is encouraged to try again. A rule of thumb in determining if a reply fits into the 4yz or the 5yz (Permanent Negative) category is that replies are 4yz if the commands can be repeated without any change in command form or in properties of the User or Server (e.g. the command is spelled the same with the same arguments used; the user does not change his file access or user name; the server does not put up a new implementation.)

5yz Permanent Negative Completion reply

The command was not accepted and the requested action did not take place. The User-process is discouraged from repeating the exact request (in the same sequence). Even some "permanent" error conditions can be corrected, so the human user may want to direct his User-process to reinitiate the command sequence by direct action at some point in the future (e.g. after the spelling has been changed, or the user has altered his directory status.)

The following function groupings are encoded in the second digit:

- x0z Syntax - These replies refer to syntax errors, syntactically correct commands that don't fit any functional category, unimplemented or superfluous commands.
- x1z Information - These are replies to requests for information, such as status or help.
- x2z Connections - Replies referring to the TELNET and data connections.
- x3z Authentication and accounting - Replies for the login process and accounting procedures.
- x4z Unspecified as yet

x5z    File system - These replies indicate the status of the Server file system vis-a-vis the requested transfer or other file system action.

The third digit gives a finer gradation of meaning in each of the function categories, specified by the second digit. The list of replies below will illustrate this. Note that the text associated with each reply is recommended, rather than mandatory, and may even change according to the command with which it is associated. The reply codes, on the other hand, must strictly follow the specifications in the last section; that is, Server implementations should not invent new codes for situations that are only slightly different from the ones described here, but rather should adapt codes already defined.

A command such as TYPE or ALLO whose successful execution does not offer the user-process any new information will cause a 200 reply to be returned. If the command is not implemented by a particular Server-FTP process because it has no relevance to that computer system, for example ALLO at a TOPS20 site, a Positive Completion reply is still desired so that the simple User-process knows it can proceed with its course of action. A 202 reply is used in this case with, for example, the reply text: "No storage allocation necessary." If, on the other hand, the command requests a non-site-specific action and is unimplemented, the response is 502. A refinement of that is the 504 reply for a command that IS implemented, but that requests an unimplemented parameter.

#### Reply Codes by Function Groups

200 Command okay  
500 Syntax error, command unrecognized  
    [This may include errors such as command line too long.]  
501 Syntax error in parameters or arguments  
202 Command not implemented, superfluous at this site.  
502 Command not implemented  
503 Bad sequence of commands  
504 Command not implemented for that parameter  
  
110 Restart marker reply.

In this case the text is exact and not left to the particular implementation; it must read:

MARK yyyy = mmmm

where yyyy is User-process data stream marker, and mmmm server's equivalent marker. (note the spaces between markers and "=".)

119 Terminal not available, will try mailbox.

211 System status, or system help reply

212 Directory status

213 File status

214 Help message

(on how to use the server or the meaning of a particular non-standard command. This reply is useful only to the human user.)

215 <scheme> is the preferred scheme.

120 Service ready in nnn minutes

220 Service ready for new user

221 Service closing TELNET connection  
(logged out if appropriate)

421 Service not available, closing TELNET connection.

This may be a reply to any command if the service knows it must shut down.]

125 Data connection already open; transfer starting

225 Data connection open; no transfer in progress

425 Can't open data connection

226 Closing data connection;

requested file action successful (for example, file transfer or file abort.)

426 Connection closed; transfer aborted.

227 Entering Passive Mode. h1,h2,h3,h4,p1,p2

230 User logged in, proceed

530 Not logged in

331 User name okay, need password

332 Need account for login

532 Need account for storing files

150 File status okay; about to open data connection.

151 User not local; Will forward to <user>@<host>.

152 User Unknown; Mail will be forwarded by the operator.

250 Requested file action okay, completed.

350 Requested file action pending further information

450 Requested file action not taken:

file unavailable (e.g. file busy)

550 Requested action not taken:

file unavailable (e.g. file not found, no access)  
451 Requested action aborted: local error in processing  
551 Requested action aborted: page type unknown  
452 Requested action not taken:  
insufficient storage space in system  
552 Requested file action aborted:  
exceeded storage allocation (for current directory or  
dataset)  
553 Requested action not taken:  
file name not allowed  
354 Start mail input; end with <CR><LF>.<CR><LF>

#### Numeric Order List of Reply Codes

110 Restart marker reply.  
In this case the text is exact and not left to the  
particular implementation; it must read:  
MARK yyyy = mmmmm  
where yyyy is User-process data stream marker, and mmmmm  
server's equivalent marker. (note the spaces between  
markers and "=".)  
119 Terminal not available, will try mailbox.  
120 Service ready in nnn minutes  
125 Data connection already open; transfer starting  
150 File status okay; about to open data connection.  
151 User not local; Will forward to <user>@<host>.  
152 User Unknown; Mail will be forwarded by the operator.  
200 Command okay  
202 Command not implemented, superfluous at this site.  
211 System status, or system help reply  
212 Directory status  
213 File status  
214 Help message  
(on how to use the server or the meaning of a particular  
non-standard command. This reply is useful only to the  
human user.)  
215 <scheme> is the preferred scheme.  
220 Service ready for new user  
221 Service closing TELNET connection  
(logged out if appropriate)  
225 Data connection open; no transfer in progress  
226 Closing data connection;  
requested file action successful (for example, file transfer  
or file abort.)  
227 Entering Passive Mode. h1,h2,h3,h4,p1,p2

230 User logged in, proceed  
250 Requested file action okay, completed.  
331 User name okay, need password  
332 Need account for login  
350 Requested file action pending further information  
354 Start mail input; end with <CR><LF>.<CR><LF>  
421 Service not available, closing TELNET connection.  
    This may be a reply to any command if the service knows it  
    must shut down.]  
425 Can't open data connection  
426 Connection closed; transfer aborted.  
450 Requested file action not taken:  
    file unavailable (e.g. file busy)  
451 Requested action aborted: local error in processing  
452 Requested action not taken:  
    insufficient storage space in system  
500 Syntax error, command unrecognized  
    [This may include errors such as command line too long.]  
501 Syntax error in parameters or arguments  
502 Command not implemented  
503 Bad sequence of commands  
504 Command not implemented for that parameter  
530 Not logged in  
532 Need account for storing files  
550 Requested action not taken:  
    file unavailable (e.g. file not found, no access)  
551 Requested action aborted: page type unknown  
552 Requested file action aborted:  
    exceeded storage allocation (for current directory or  
    dataset)  
553 Requested action not taken:  
    file name not allowed

## DECLARATIVE SPECIFICATIONS

### MINIMUM IMPLEMENTATION

In order to make FTP workable without needless error messages, the following minimum implementation is required for all servers:

TYPE - ASCII Non-print  
MODE - Stream  
STRUCTURE - File, Record  
COMMANDS - USER, QUIT, PORT,  
            TYPE, MODE, STRU,  
            for the default values  
            RETR, STOR,  
            NOOP.

The default values for transfer parameters are:

TYPE - ASCII Non-print  
MODE - Stream  
STRU - File

All Hosts must accept the above as the standard defaults.

### CONNECTIONS

The server protocol interpreter shall "listen" on Port L. The user or user protocol interpreter shall initiate the full-duplex TELNET connection. Server- and user- processes should follow the conventions of the TELNET protocol as specified in the ARPA Internet Protocol Handbook. Servers are under no obligation to provide for editing of command lines and may specify that it be done in the user Host. The TELNET connection shall be closed by the server at the user's request after all transfers and replies are completed.

The user-DTP must "listen" on the specified data port; this may be the default user port (U) or a port specified in the PORT command. The server shall initiate the data connection from his own default data port (L-1) using the specified user data port. The direction of the transfer and the port used will be determined by the FTP service command.



When data is to be transferred between two servers, A and B (refer to Figure 2), the user-PI, C, sets up TELNET connections with both server-PI's. One of the servers, say A, is then sent a PASV command telling him to "listen" on his data port rather than initiate a connection when he receives a transfer service command. When the user-PI receives an acknowledgment to the PASV command, which includes the identity of the host and port being listened on, the user-PI then sends A's port, a, to B in a PORT command; a reply is returned. The user-PI may then send the corresponding service commands to A and B. Server B initiates the connection and the transfer proceeds. The command-reply sequence is listed below where the messages are vertically synchronous but horizontally asynchronous:

User-PI - Server A  
-----

C->A : Connect

C->A : PASV

A->C : 227 Entering Passive Mode. A1,A2,A3,A4,a1,a2

C->A : STOR

B->A : Connect to HOST-A, PORT-a

User-PI - Server B  
-----

C->B : Connect

C->B : PORT A1,A2,A3,A4,a1,a2

B->C : 200 Okay

C->B : RETR

The data connection shall be closed by the server under the conditions described in the Section on Establishing Data Connections. If the server wishes to close the connection after a transfer where it is not required, he should do so immediately after the file transfer is completed. He should not wait until after a new transfer command is received because the user-process will have already tested the data connection to see if it needs to do a "listen"; (recall that the user must "listen" on a closed data port BEFORE sending the transfer request). To prevent a race condition here, the server sends a reply (226) after closing the data connection (or if the connection is left open, a "file transfer completed" reply (250) and the user-PI should wait for one of these replies before issuing a new transfer command.

## COMMANDS

The commands are TELNET character string transmitted over the TELNET connections as described in the Section on FTP Commands. The command functions and semantics are described in the Section on Access Control Commands, Transfer Parameter Commands, FTP Service Commands, and Miscellaneous Commands. The command syntax is specified here.

The commands begin with a command code followed by an argument field. The command codes are four or fewer alphabetic characters. Upper and lower case alphabetic characters are to be treated identically. Thus any of the following may represent the retrieve command:

RETR      Retr      retr      ReTr      rETr

This also applies to any symbols representing parameter values, such as A or a for ASCII TYPE. The command codes and the argument fields are separated by one or more spaces.

The argument field consists of a variable length character string ending with the character sequence <CRLF> (Carriage Return, Linefeed) for NVT-ASCII representation; for other negotiated languages a different end of line character might be used. It should be noted that the server is to take NO action until the end of line code is received.

The syntax is specified below in NVT-ASCII. All characters in the argument field are ASCII characters including any ASCII represented decimal integers. Square brackets denote an optional argument field. If the option is not taken, the appropriate default is implied.

The following are the FTP commands:

```
USER <SP> <username> <CRLF>
PASS <SP> <password> <CRLF>
ACCT <SP> <account information> <CRLF>
REIN <CRLF>
QUIT <CRLF>
PORT <SP> <Host-port> <CRLF>
PASV <CRLF>
TYPE <SP> <type code> <CRLF>
STRU <SP> <structure code> <CRLF>
MODE <SP> <mode code> <CRLF>
RETR <SP> <pathname> <CRLF>
STOR <SP> <pathname> <CRLF>
APPE <SP> <pathname> <CRLF>
MLFL [<SP> <ident>] <CRLF>
MAIL [<SP> <ident>] <CRLF>
MSND [<SP> <ident>] <CRLF>
MSOM [<SP> <ident>] <CRLF>
MSAM [<SP> <ident>] <CRLF>
MRSQ [<SP> <scheme>] <CRLF>
MRCP <SP> <ident> <CRLF>
ALLO <SP> <decimal integer>
    [<SP> R <SP> <decimal integer>] <CRLF>
REST <SP> <marker> <CRLF>
RNFR <SP> <pathname> <CRLF>
RNTD <SP> <pathname> <CRLF>
ABOR <CRLF>
DELE <SP> <pathname> <CRLF>
CWD <SP> <pathname> <CRLF>
LIST [<SP> <pathname>] <CRLF>
NLST [<SP> <pathname>] <CRLF>
SITE <SP> <string> <CRLF>
STAT [<SP> <pathname>] <CRLF>
HELP [<SP> <string>] <CRLF>
NOOP <CRLF>
```

The syntax of the above argument fields (using BNF notation where applicable ) is:

```
<username> ::= <string>
<password> ::= <string>
<account information> ::= <string>
<string> ::= <char> | <char><string>
<char> ::= any of the 128 ASCII characters except <CR> and <LF>
<marker> ::= <pr string>
<pr string> ::= <pr char> | <pr char><pr string>
<pr char> ::= printable characters, any
                ASCII code 33 through 126
<byte size> ::= any decimal integer 1 through 255
<Host-port> ::= <Host-number>,<Port-number>
<Host-number> ::= <number>,<number>,<number>,<number>
<Port-number> ::= <number>,<number>
<number> ::= any decimal integer 0 through 255
<ident> ::= <string>
<scheme> ::= R | T | ?
<form code> ::= N | T | C
<type code> ::= A [<SP> <form code>]
                | E [<SP> <form code>]
                | I
                | L <SP> <byte size>
<structure code> ::= F | R | P
<mode code> ::= S | B | C
<pathname> ::= <string>
```

## SEQUENCING OF COMMANDS AND REPLIES

The communication between the user and server is intended to be an alternating dialogue. As such, the user issues an FTP command and the server responds with a prompt primary reply. The user should wait for this initial primary success or failure response before sending further commands.

Certain commands require a second reply for which the user should also wait. These replies may, for example, report on the progress or completion of file transfer or the closing of the data connection. They are secondary replies to file transfer commands.

One important group of informational replies is the connection greetings. Under normal circumstances, a server will send a 220 reply, "awaiting input", when the connection is completed. The user should wait for this greeting message before sending any commands. If the server is unable to accept input right away, he should send a 120 "expected delay" reply immediately and a 220 reply when ready. The user will then know not to hang up if there is a delay.

The table below lists alternative success and failure replies for each command. These must be strictly adhered to; a server may substitute text in the replies, but the meaning and action implied by the code numbers and by the specific command reply sequence cannot be altered.

### Command-Reply Sequences

In this section, the command-reply sequence is presented. Each command is listed with its possible replies; command groups are listed together. Preliminary replies are listed first (with their succeeding replies indented and under them), then positive and negative completion, and finally intermediary replies with the remaining commands from the sequence following. This listing forms the basis for the state diagrams, which will be presented separately.

#### Connection Establishment

120  
    220  
220  
421

Login  
  USER  
    230  
    530  
    500, 501, 421  
    331, 332  
  PASS  
    230  
    202  
    530  
    500, 501, 503, 421  
    332  
  ACCT  
    230  
    202  
    530  
    500, 501, 503, 421  
Logout  
  QUIT  
    221  
    500  
  REIN  
    120  
      220  
    220  
    421  
    500, 502  
Transfer parameters  
  PORT  
    200  
    500, 501, 421, 530  
  PASV  
    227  
    500, 501, 502, 421, 530  
  MODE, TYPE, STRU  
    200  
    500, 501, 504, 421, 530  
File action commands  
  ALLO  
    200  
    202  
    500, 501, 504, 421, 530  
  REST  
    500, 501, 502, 421, 530  
    350

STOR  
125, 150  
    (110)  
    226, 250  
    425, 426, 451, 551, 552  
532, 450, 452, 553  
500, 501, 421, 530

RETR  
125, 150  
    (110)  
    226, 250  
    425, 426, 451  
450, 550  
500, 501, 421, 530

LIST, NLST  
125, 150  
    226, 250  
    425, 426, 451  
450  
500, 501, 502, 421, 530

APPE  
125, 150  
    (110)  
    226, 250  
    425, 426, 451, 551, 552  
532, 450, 550, 452, 553  
500, 501, 502, 421, 530

MLFL  
125, 150, 151, 152  
    226, 250  
    425, 426, 451, 552  
532, 450, 550, 452, 553  
500, 501, 502, 421, 530

RNFR  
450, 550  
500, 501, 502, 421, 530  
350

RNTO  
250  
532, 553  
500, 501, 502, 503, 421, 530

DELE, CWD  
250  
450, 550  
500, 501, 502, 421, 530

ABOR  
225, 226  
500, 501, 502, 421  
MAIL, MSND  
151, 152  
354  
250  
451, 552  
354  
250  
451, 552  
450, 550, 452, 553  
500, 501, 502, 421, 530  
MSOM, MSAM  
119, 151, 152  
354  
250  
451, 552  
354  
250  
451, 552  
450, 550, 452, 553  
500, 501, 502, 421, 530  
MRSQ  
200, 215  
500, 501, 502, 421, 530  
MRCP  
151, 152  
200  
200  
450, 550, 452, 553  
500, 501, 502, 503, 421  
Informational commands  
STAT  
211, 212, 213  
450  
500, 501, 502, 421, 530  
HELP  
211, 214  
500, 501, 502, 421  
Miscellaneous commands  
SITE  
200  
202  
500, 501, 530



IEN 149  
RFC 765

June 1980  
File Transfer Protocol

NOOP  
200  
500 421

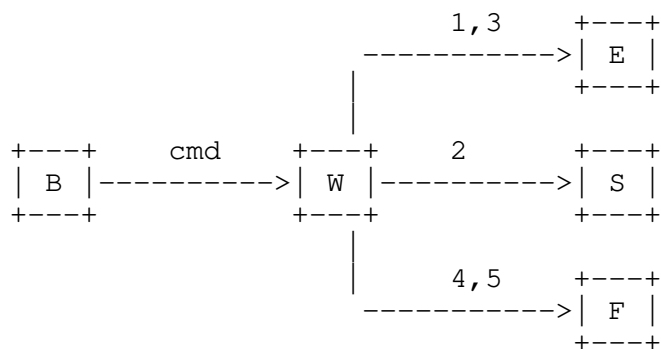
## STATE DIAGRAMS

Here we present state diagrams for a very simple minded FTP implementation. Only the first digit of the reply codes is used. There is one state diagram for each group of FTP commands or command sequences.

The command groupings were determined by constructing a model for each command then collecting together the commands with structurally identical models.

For each command or command sequence there are three possible outcomes: success (S), failure (F), and error (E). In the state diagrams below we use the symbol B for "begin", and the symbol W for "wait for reply".

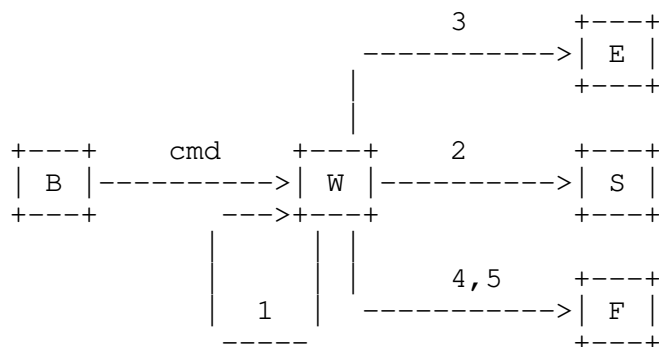
We first present the diagram that represents the largest group of FTP commands:



This diagram models the commands:

ABOR, ALLO, DELE, CWD, HELP, MODE, MRCP, MRSQ, NOOP, PASV,  
QUIT, SITE, PORT, STAT, STRU, TYPE.

The other large group of commands is represented by a very similar diagram:

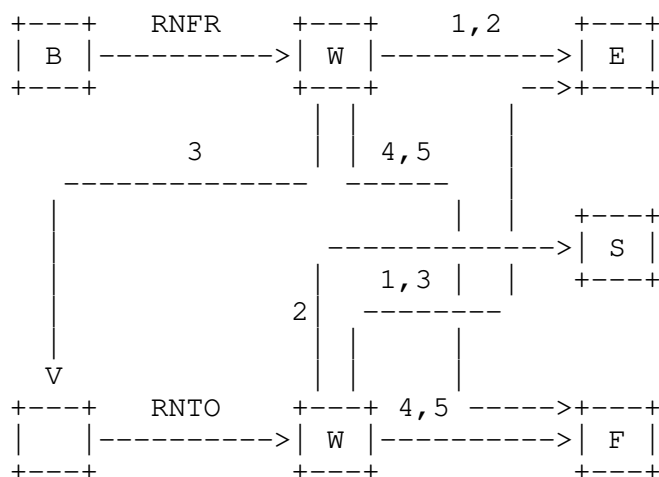


This diagram models the commands:

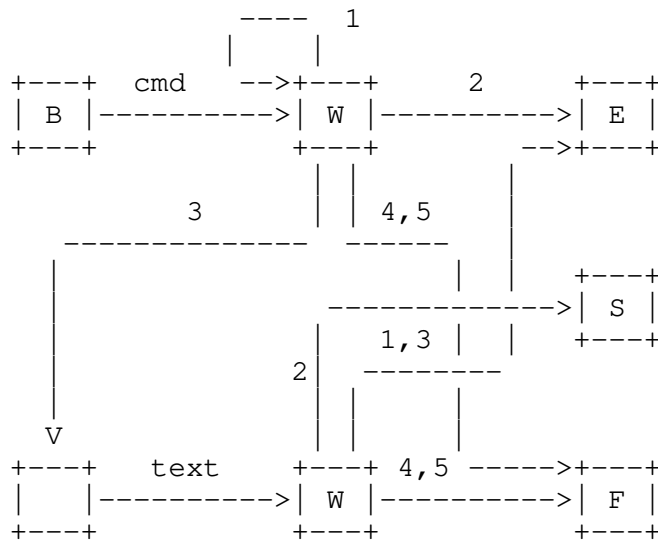
APPE, LIST, MLFL, NLST, REIN, RETR, STOR.

Note that this second model could also be used to represent the first group of commands, the only difference being that in the first group the 100 series replies are unexpected and therefore treated as error, while the second group expects (some may require) 100 series replies.

The remaining diagrams model command sequences, perhaps the simplest of these is the rename sequence:



A very similar diagram models the Mail and Send commands:

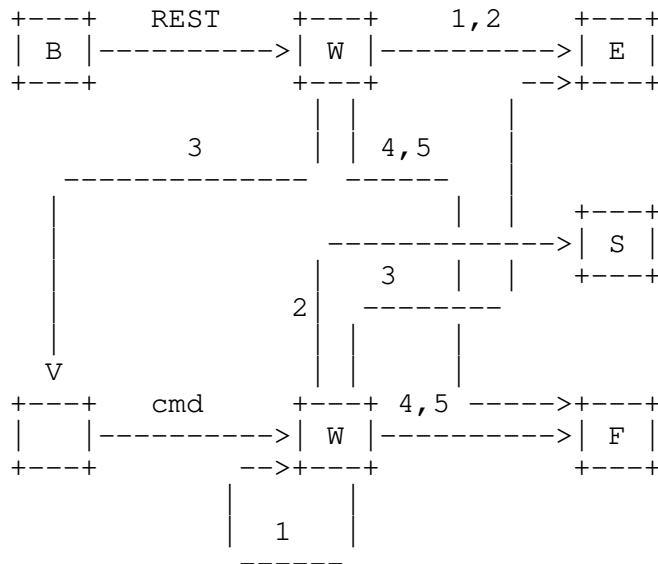


This diagram models the commands:

MAIL, MSND, MSOM, MSAM.

Note that the "text" here is a series of lines sent from the user to the server with no response expected until the last line is sent, recall that the last line must consist only of a single period.

The next diagram is a simple model of the Restart command:



Where "cmd" is APPE, STOR, RETR, or MLFL.

We note that the above three models are similar, in fact the Mail diagram and the Rename diagram are structurally identical. The Restart differs from the other two only in the treatment of 100 series replies at the second stage.

The diagram illustrates the interaction between three tables: USER, PASS, and ACCT. The USER table has columns B, W, and 2. The PASS table has columns W and 2. The ACCT table has columns W, 4, 5, and F. The diagram shows the flow of data from the USER table to the PASS table and then to the ACCT table, with various intermediate steps and labels like 1, 3, 4, 5, and V.

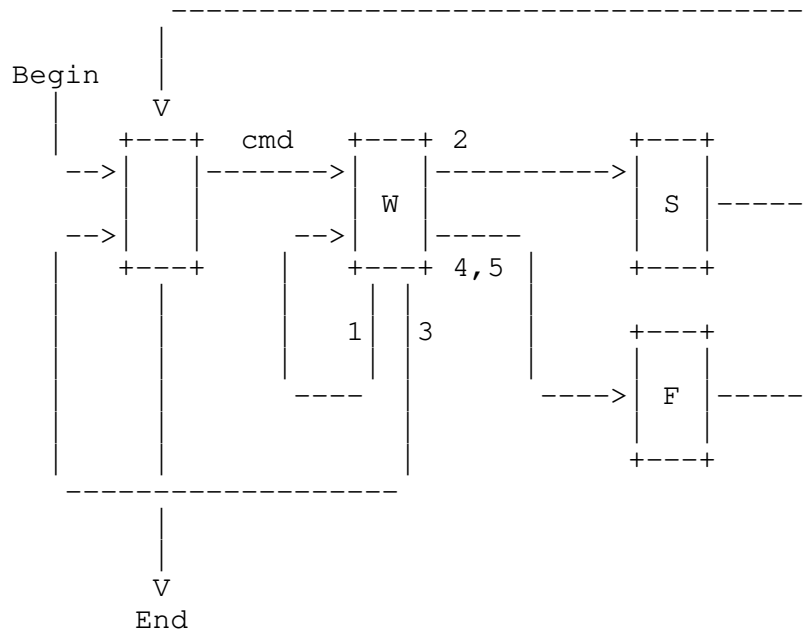
```

graph TD
    subgraph USER_TABLE [USER]
        B[B]
        W1[W]
        2_1[2]
    end
    subgraph PASS_TABLE [PASS]
        W2[W]
        2_2[2]
    end
    subgraph ACCT_TABLE [ACCT]
        W3[W]
        4_5[4, 5]
        F[F]
    end

    B -.-> W1
    W1 -.-> W2
    W2 -.-> W3
    2_1 -.-> 2_2
    2_2 -.-> 4_5
    2_2 -.-> F

    W1 -- 1 --> W2
    W1 -- 3 --> W2
    W1 -- 4, 5 --> W2
    W1 -- V --> W2
    W1 -- 1 --> 2_2
    W1 -- 3 --> 2_2
    W1 -- 4, 5 --> 2_2
    W1 -- V --> 2_2
    W1 -- 1 --> 4_5
    W1 -- 3 --> 4_5
    W1 -- 4, 5 --> 4_5
    W1 -- V --> 4_5
    W1 -- 1 --> F
    W1 -- 3 --> F
    W1 -- 4, 5 --> F
    W1 -- V --> F
  
```

Finally we present a generalized diagram that could be used to model the command and reply interchange:



## TYPICAL FTP SCENARIO

User at Host U wanting to transfer files to/from Host S:

In general the user will communicate to the server via a mediating user-FTP process. The following may be a typical scenario. The user-FTP prompts are shown in parentheses, '---->' represents commands from Host U to Host S, and '<----' represents replies from Host S to Host U.

LOCAL COMMANDS BY USER	ACTION INVOLVED
ftp (host) multics<CR>	Connect to Host S, port L, establishing TELNET connections <---- 220 Service ready <CRLF>
username Doe <CR>	USER Doe<CRLF>----> <---- 331 User name ok, need password<CRLF>
password mumble <CR>	PASS mumble<CRLF>----> <---- 230 User logged in.<CRLF>
retrieve (local type) ASCII<CR>	
(local pathname) test 1 <CR>	User-FTP opens local file in ASCII.
(for.pathname) test.pl1<CR>	RETR test.pl1<CRLF> ----> <---- 150 File status okay; about to open data connection Server makes data connection to port U
<CRLF>	
	<---- 226 Closing data connection, file transfer successful<CRLF>
type Image<CR>	TYPE I<CRLF> ----> <---- 200 Command OK<CRLF>
store (local type) image<CR>	
(local pathname) file dump<CR>	User-FTP opens local file in Image.
(for.pathname) >udd>cn>fd<CR>	STOR >udd>cn>fd<CRLF> ----> <---- 450 Access denied<CRLF>
terminate	QUIT <CRLF> ----> Server closes all connections.



#### CONNECTION ESTABLISHMENT

The FTP control connection is established via TCP between the user process port U and the server process port L. This protocol is assigned the service port 21 (25 octal), that is L=21.

## APPENDIX ON MAIL

The basic commands transmitting mail are the MAIL and the MLFL commands. These commands cause the transmitted data to be entered into the recipients mailbox.

MAIL <SP> <recipient name> <CRLF>

If accepted, returns 354 reply and considers all succeeding lines to be the message text, terminated by a line containing only a period, upon which a 250 completion reply is returned. Various errors are possible.

MLFL <SP> <recipient name> <CRLF>

If accepted, acts like a STOR command, except that the data is considered to be the message text. Various errors are possible.

There are two possible preliminary replies that a server may use to indicate that it is accepting mail for a user whose mailbox is not at that server.

151 User not local; Will forward to <user>@<host>.

This reply indicates that the server knows the user's mailbox is on another host and will take responsibility for forwarding the mail to that host. For example, at BBN (or ISI) there are several host which each have a list of many of the users on several of the host. These hosts then can accept mail for any user on their list and forward it to the correct host.

152 User Unknown; Mail will be forwarded by the operator.

This reply indicates that the host does not recognize the user name, but that it will accept the mail and have the operator attempt to deliver it. This is useful if the user name is misspelled, but may be a disservice if the mail is really undeliverable.

Three FTP commands provide for "sending" a message to a logged-in user's terminal, as well as variants for mailing it normally whether the user is logged in or not.

MSND -- SeND to terminal.

Returns 450 failure reply if the addressee is refusing or not logged in.

MSOM -- Send to terminal Or Mailbox.

Returns 119 notification reply if terminal is not accessible.

MSAM -- Send to terminal And Mailbox.

Returns 119 notification reply if terminal is not accessible.

Note that for MSOM and MSAM, it is the mailing which determines success, not the sending, although MSOM as implemented uses a 119 reply (in addition to the normal success/failure code) to indicate that because the SEND failed, an attempt is being made to mail the message instead. There are no corresponding variants for MLFL, since messages transmitted in this way are generally short.

There are two FTP commands which allow one to mail the text of a message to several recipients simultaneously; such message transmission is far more efficient than the practice of sending the text again and again for each additional recipient at a site.

There are two basic ways of sending a single text to several recipients. In one, all recipients are specified first, and then the text is sent; in the other, the order is reversed and the text is sent first, followed by the recipients. Both schemes are necessary because neither by itself is optimal for all systems, as will be explained later. To select a particular scheme, the MRSQ command is used; to specify recipients after a scheme is chosen, MRCP commands are given; and to furnish text, the MAIL or MLFL commands are used.

Scheme Selection: MRSQ

MRSQ is the means by which a user program can test for implementation of MRSQ/MRCP, select a particular scheme, reset its state thereof, and even do some rudimentary negotiation. Its format is like that of the TYPE command, as follows:

MRSQ [<SP> <scheme>] <CRLF>

<scheme> = a single character. The following are defined:

- R Recipients first. If not implemented, T must be.
- T Text first. If this is not implemented, R must be.
- ? Request for preference. Must always be implemented.

No argument means a "selection" of none of the schemes (the default).

Replies:

- 200 OK, we'll use specified scheme.
- 215 <scheme> This is the scheme I prefer.
- 501 I understand MRSQ but can't use that scheme.
- 5xx Command unrecognized or unimplemented.

Three aspects of MRSQ need to be pointed out here. The first is that an MRSQ with no argument must always return a 200 reply and restore the default state of having no scheme selected. Any other reply implies that MRSQ and hence MRCP are not understood or cannot be performed correctly.

The second is that the use of "?" as a <scheme> asks the FTP server to return a 215 reply in which the server specifies a "preferred" scheme. The format of this reply is simple:

215 <SP> <scheme> [<SP> <arbitrary text>] <CRLF>

Any other reply (e.g. 4xx or 5xx) implies that MRSQ and MRCP are not implemented, because "?" must always be implemented if MRSQ is.

The third important thing about MRSQ is that it always has the side effect of resetting all schemes to their initial state. This reset must be done no matter what the reply will be - 200, 215, or 501. The actions necessary for a reset will be explained when discussing how each scheme actually works.

Message Text Specification: MAIL/MLFL

Regardless of which scheme (if any) has been selected, a MAIL or MLFL with a non-null argument will behave exactly as before; the MRSQ/MRCP commands have no effect on them. However, such normal MAIL/MLFL commands do have the same side effect as MRSQ; they "reset" the current scheme to its initial state.

It is only when the argument is null (e.g. MAIL<CRLF> or MLFL<CRLF>) that the particular scheme being used is important, because rather than producing an error (as most servers currently do), the server will accept message text for this "null" specification; what it does with it depends on which scheme is in effect, and will be described in "Scheme Mechanics".

#### Recipient specification: MRCP

In order to specify recipient names (i.e., idents) and receive some acknowledgment (or refusal) for each name, the following command is used:

```
MRCP <SP> <ident> <CRLF>
```

Reply for no scheme:

503 No scheme specified yet; use MRSQ.

Replies for scheme T are identical to those for MAIL/MLFL.

Replies for scheme R (recipients first):

200 OK, name stored.

452 Recipient table full, this name not stored.

553 Recipient name rejected.

4xx Temporary error, try this name again later.

5xx Permanent error, report to sender.

Note that use of this command is an error if no scheme has been selected yet; an MRSQ <scheme> must have been given if MRCP is to be used.

#### Scheme mechanics: MRSQ R (Recipients first)

In the recipients-first scheme, MRCP is used to specify names which the FTP server stores in a list or table. Normally the reply for each MRCP will be either a 200 for acceptance, or a 4xx/5xx code for rejection; all 5xx codes are permanent rejections (e.g. user not known) which should be reported to the human sender, whereas 4xx codes in general connote some temporary error that may be rectified later. None of the 4xx/5xx replies impinge on previous or succeeding MRCP commands, except for 452 which indicates that no further MRCP's will succeed unless a message is sent to the already stored recipients or a reset is done.

Sending message text to stored recipients is done by giving a MAIL or MLFL command with no argument; that is, just MAIL<CRLF> or MLFL<CRLF>. Transmission of the message text is exactly the same as for normal MAIL/MLFL; however, a positive acknowledgment at the

end of transmission means that the message has been sent to ALL recipients that were remembered with MRCP, and a failure code means that it should be considered to have failed for ALL of these specified recipients. This applies regardless of the actual error code; and whether the reply signifies success or failure, all stored recipient names are flushed and forgotten - in other words, things are reset to their initial state. This purging of the recipient name list must also be done as the "reset" side effect of any use of MRSQ.

A 452 reply to an MRCP can thus be handled by using a MAIL/MLFL to specify the message for currently stored recipients, and then sending more MRCP's and another MAIL/MLFL, as many times as necessary; for example, if a server only had room for 10 names this would result in a 50-recipient message being sent 5 times, to 10 different recipients each time.

If a user attempts to specify message text (MAIL/MLFL with no argument) before any successful MRCP's have been given, this should be treated exactly as a "normal" MAIL/MLFL with a null recipient would be; some servers will return an error of some type, such as "550 Null recipient".

See Example 1 for an example using MRSQ R.

#### Scheme mechanics: MRSQ T (Text first)

In the text-first scheme, MAIL/MLFL with no argument is used to specify message text, which the server stores away. Succeeding MRCP's are then treated as if they were MAIL/MLFL commands, except that none of the text transfer manipulations are done; the stored message text is sent to the specified recipient, and a reply code is returned identical to that which an actual MAIL/MLFL would invoke. (Note ANY 2xx code indicates success.)

The stored message text is not forgotten until the next MAIL/MLFL or MRSQ, which will either replace it with new text or flush it entirely. Any use of MRSQ will reset this scheme by flushing stored text, as will any use of MAIL/MLFL with a non-null argument.

If an MRCP is seen before any message text has been stored, the user in effect is trying to send a null message; some servers might allow this, others would return an error code.

See Example 2 for an example using MRSQ T.

Why two schemes anyway?

Because neither by itself is optimal for all systems. MRSQ R allows more of a "bulk" mailing, because everything is saved up and then mailed simultaneously; this is very useful for systems such as ITS where the FTP server does not itself write mail directly, but hands it on to a central mailer demon of great power; the more information (e.g. recipients) associated with a single "hand-off", the more efficiently mail can be delivered.

By contrast, MRSQ T is geared to FTP servers which want to deliver mail directly, in one-by-one incremental fashion. This way they can return an individual success/failure reply code for each recipient given which may depend on variable file system factors such as exceeding disk allocation, mailbox access conflicts, and so forth; if they tried to emulate MRSQ R's bulk mailing, they would have to ensure that a success reply to the MAIL/MLFL indeed meant that it had been delivered to ALL recipients specified - not just some.

Notes:

- \* Because these commands are not required in the minimum implementation of FTP, one must be prepared to deal with sites which don't recognize either MRSQ or MRCP. "MRSQ" and "MRSQ ?" are explicitly designed as tests to see whether either scheme is implemented; MRCP is not, and a failure return of the "unimplemented" variety could be confused with "No scheme selected yet", or even with "Recipient unknown". Be safe, be sure, use MRSQ!
- \* There is no way to indicate in a positive response to "MRSQ ?" that the preferred "scheme" for a server is that of the default state; i.e. none of the multi-recipient schemes. The rationale is that in this case, it would be pointless to implement MRSQ/MRCP at all, and the response would therefore be negative.
- \* One reason that the use of MAIL/MLFL is restricted to null arguments with this multi-recipient extension is the ambiguity that would result if a non-null argument were allowed; for example, if MRSQ R was in effect and some MRCP's had been given, and a MAIL FOO<CRLF> was done, there would be no way to distinguish a failure reply for mailbox "FOO" from a global failure for all recipients specified. A similar situation exists for MRSQ T; it would not be clear whether the text was stored and the mailbox failed, or vice versa, or both.

- \* "Resets" are done by all MRSQ's and "normal" MAIL/MLFL's to avoid confusion and overly complicated implementation. The MRSQ command implies a change or uncertainty of status, and the latter commands would otherwise have to use some independent mechanisms to avoid clobbering the data bases (e.g., message text storage area) used by the T/R schemes. However, once a scheme is selected, it remains "in effect" just as a "TYPE A" remains selected. The recommended way for doing a reset, without changing the current selection, is with "MRSQ ?". Remember that "MRSQ" alone reverts to the no-scheme state.
- \* It is permissible to intersperse other FTP commands among the MRSQ/MRCP/MAIL sequences.



Example 1

Example of MRSQ R (Recipients first)

This is an example of how MRSQ R is used; first the user must establish that the server in fact implements MRSQ:

U: MRSQ  
S: 200 OK, no scheme selected.

An MRSQ with a null argument always returns a 200 if implemented, selecting the "scheme" of null, i.e. none of them. If MRSQ were not implemented, a code of 4xx or 5xx would be returned.

U: MRSQ R  
S: 200 OK, using that scheme

All's well; now the recipients can be specified.

U: MRCP Foo  
S: 200 OK

U: MRCP Raboof  
S: 553 Who's that? No such user here.

U: MRCP bar  
S: 200 OK

Well, two out of three ain't bad. Note that the demise of "Raboof" has no effect on the storage of "Foo" or "bar". Now to furnish the message text, by giving a MAIL or MLFL with no argument:

U: MAIL  
S: 354 Type mail, ended by <CRLF>.<CRLF>  
U: Blah blah blah blah....etc etc etc  
U: .  
S: 250 Mail sent.

The text has now been sent to both "Foo" and "bar".

## Example 2

### Example of MRSQ T (Text first)

Using the same message as the previous example:

U: MRSQ ?  
S: 215 T Text first, please.

MRSQ is indeed implemented, and the server says that it prefers "T", but that needn't stop the user from trying something else:

U: MRSQ R  
S: 501 Sorry, I really can't do that.

It's possible that it could have understood "R" also, but in general it's best to use the "preferred" scheme, since the server knows which is most efficient for its particular site. Anyway:

U: MRSQ T  
S: 200 OK, using that scheme.

Scheme "T" is now selected, and the text must be sent:

U: MAIL  
S: 354 Type mail, ended by <CRLF>.<CRLF>  
U: Blah blah blah blah....etc etc etc  
U: .  
S: 250 Mail stored.

Now recipients can be specified:

U: MRCP Foo  
S: 250 Stored mail sent.

U: MRCP Raboof  
S: 553 Who's that? No such user here.

U: MRCP bar  
S: 250 Stored mail sent.

Again, the text has now been sent to both "Foo" and "bar", and still remains stored. A new message can be sent with another MAIL/MRCP... sequence, but the fastidious or paranoid could chose to do:

U: MRSQ ?  
S: 215 T Text first, please.

Which resets things without altering the scheme in effect.

## APPENDIX ON PAGE STRUCTURE

The need for FTP to support page structure derives principally from the need to support efficient transmission of files between TOPS20 systems, particularly the files used by NLS.

The file system of TOPS20 is based on the concept of pages. The system level is most efficient at manipulating files as pages. System level programs provide an interface to the file system so that many applications view files as sequential streams of characters. However, a few applications use the underlying page structures directly, and some of these create holey files.

A TOPS20 file is just a bunch of words pointed to by a page table. If those words contain CRLF's, fine -- but that doesn't mean "record" to TOPS20.

A TOPS20 disk file consists of four things: a pathname, a page table, a (possibly empty) set of pages, and a set of attributes.

The pathname is specified in the RETR or STOR command. It includes the directory name, file name, file name extension, and version number.

The page table contains up to  $2^{18}$  entries. Each entry may be EMPTY, or may point to a page. If it is not empty, there are also some page-specific access bits; not all pages of a file need have the same access protection.

A page is a contiguous set of 512 words of 36 bits each.

The attributes of the file, in the File Descriptor Block (FDB), contain such things as creation time, write time, read time, writer's byte-size, end of file pointer, count of reads and writes, backup system tape numbers, etc.

Note that there is NO requirement that pages in the page table be contiguous. There may be empty page table slots between occupied ones. Also, the end of file pointer is simply a number. There is no requirement that it in fact point at the "last" datum in the file. Ordinary sequential I/O calls in TOPS20 will cause the end of file pointer to be left after the last datum written, but other operations may cause it not to be so, if a particular programming system so requires.

In fact both of these special cases, "holey" files and end-of-file pointers not at the end of the file, occur with NLS data files.

The TOPS20 paged files can be sent with the FTP transfer parameters: TYPE L 36, STRU P, and MODE S (in fact any mode could be used).

Each page of information has a header. Each header field, which is a logical byte, is a TOPS20 word, since the TYPE is L 36.

The header fields are:

Word 0: Header Length.

The header length is 5.

Word 1: Page Index.

If the data is a disk file page, this is the number of that page in the file's page map. Empty pages (holes) in the file are simply not sent. Note that a hole is NOT the same as a page of zeros.

Word 2: Data Length.

The number of data words in this page, following the header. Thus the total length of the transmission unit is the Header Length plus the Data Length.

Word 3: Page Type.

A code for what type of chunk this is. A data page is type 3, the FDB page is type 2.

Word 4: Page Access Control.

The access bits associated with the page in the file's page map. (This full word quantity is put into AC2 of an SPACS by the program reading from net to disk.)

After the header are Data Length data words. Data Length is currently either 512 for a data page or 21 for an FDB. Trailing zeros in a disk file page may be discarded, making Data Length less than 512 in that case.

Data transfers are implemented like the layers of an onion: some characters are packaged into a line. Some lines are packaged into a file. The file is broken into other manageable units for transmission. Those units have compression applied to them. The units may be flagged by restart markers. On the other end, the process is reversed.